

CMP Waste Management Plan



COPENHAGEN MALMÖ PORT

Tabel of Contents

Introduction	1
Waste processing	2
Waste reception and specification	2
Waste types and quantities	3
Sewage – emission limitations	4
Waste delivery at Copenhagen Port	5
Waste Receipt	5
Map of CMP’s Recycling Stations	6
Map of all CMP’s Waste stations	7
No Special Fee (NSF)	9
Sludge – NSF	9
Sludge - General hose limitation	10
Bio sludge	10
Sludge – “Scrubber”	10
Sewage – NSF	12
Waste – NSF	12
Fee and Prices	12
Making a complaint	13
User meetings and consultations	13
Legislation	13

Introduction

Welcome to CMP, our thriving hub of maritime activity! We proudly present our new Waste Management Plan, which upholds the highest standards set by the International Maritime Organization (IMO). This comprehensive plan addresses CO2 requirements, environmental concerns, and promotes sustainability and recycling.

In collaboration with a leading waste recycling company, our Waste Management Plan adopts an innovative approach to waste reduction and recycling. Together, we strive to minimize waste generation and create a circular economy within CMP.

We prioritize the reduction of CO2 emissions by embracing renewable energy and energy-efficient systems. By harnessing sustainable energy sources, we actively contribute to global efforts in combating climate change.

At CMP, we view waste as a valuable resource. Through effective waste segregation and partnerships with recycling agencies, we recover and reuse valuable resources, promoting a greener future and reducing the environmental impact of our operations.

By implementing this Waste Management Plan in collaboration with our esteemed waste recycling partners, we exceed IMO standards and work towards a more sustainable future. Join us in our commitment to environmental responsibility and innovation, as together we shape a cleaner, greener, and more sustainable maritime industry at CMP – learn more here: [Sustainability - CMP \(cmport.com\)](https://www.cmport.com/sustainability)

On behalf of CMP Maritime Service & Security


Jacob Wedell-Topp
Master Mariner, Port Officer

portoffice@cmport.com



Waste processing

CMP is working together with the below collaborative partners in our waste management:

Waste; operational domestic and environmental/hazardous: www.stenarecycling.dk

Sludge and oily water (in liquid form): www.avista-oil.dk

Sewage – Berth C331, C332 & C333 (late 2024 incl C192-C198) www.hofor.dk

Sewage - from all other berths: www.stenarecycling.dk

Waste reception and specification

Waste Reception

Vessels place their waste order through the Safe Sea Net system and CMP's AgentPortal (www.cmpweb.stamford.se). Waste reception is handled by the ships crew by using the Waste Management Plan and deliver their sorted waste to the recycling stations which are placed according to the map in this document. The waste reception takes place by self-service, as the recycling stations are not manned by CMP staff. CMP carries out random check on the actual quantities delivered by the vessels.

Waste specification

CMP and our stakeholder handle all waste types , including dangerous goods, described in the Safe Sea Net document, and listed below:

- Oily Bilge water
- Oily Residues (Sludge), includes "scrubber washingwater"
- Oily tank washings (Slops)
- Dirty ballast water
- Scale and sludge from tank cleaning
- Other (please specify)
- Category X substance_Indicate the proper shipping name of the NLS involved
- Category Y substance_Indicate the proper shipping name of the NLS involved
- Category Z substance_Indicate the proper shipping name of the NLS involved
- OS other substances_Indicate the proper shipping name of the NLS involved
- Sewage
- Plastic
- Food waste
- Domestic wastes
- Cooking oil
- Incinerator ashes
- Operational wastes
- Animal carcasses
- Fishing gear
- E-waste
- Cargo residues (non-HME)_Indicate the proper shipping name of the dry cargo
- Cargo residues (HME)_Indicate the proper shipping name of the dry cargo
- Ozone-depleting substances and equipment containing such substances
- Exhaust gas-cleaning residues
- Passively fished waste

Waste types and quantities

CMP receive many different forms of waste, including sewage, waste oil, domestic waste, food waste and other wastes besides cargo residues which are produced whilst the ship is in normal operation. All waste is received according to the legislation also documented in this WMP, under the “no special fee” scheme but only from ships paying port dues.

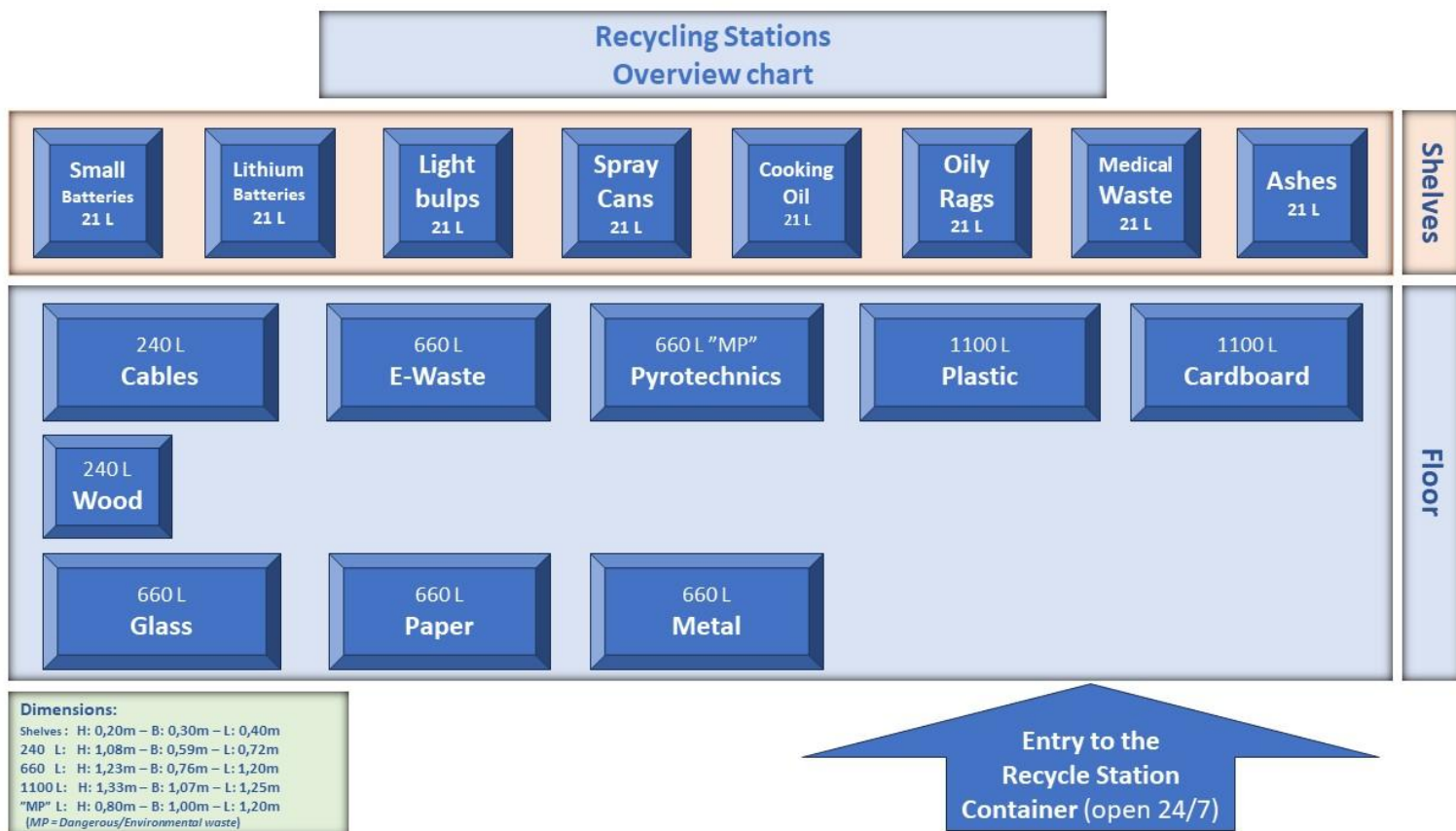
Categories of ship generated waste CMP receive at the Copenhagen terminals:

Domestic Waste And other solid waste

Domestic waste and other solid waste are received using containers; recycle stations and dumpsters. Containers for domestic waste are placed at fixed locations around the port and can be accessed 24/7. The plan of waste containers is in this WMP and are emptied at set intervals.

Recycling Stations (non-cruise vessels)

The Recycling stations provide option for sorting the waste into fractions. Below is an overview chart of the interior of the recycling stations with fractions and container sizes.



For Cruise Vessels

CMP offers option for assistance for sorted waste (glass, metal, food waste, plastic ect ect) to be landed and transferred to our waste recycling station. This is due to the large amounts of sorted waste usually landed by cruise vessels. Forklift and driver must be ordered through the AgentPortal on www.cmpweb.stamford.se). Besides the options for sorting in waste recycling stations there are both waste containers for dry and wet waste available.

Sewage (limitations on Langelinje and Oceankaj when local heavy rain fall)

Berth C190-C199 and C331, C332 & C333

By a fixed sewage pipeline directly to HOFOR's treatment plant at Lynetten.

Reception of both "gray water" and "black water" is possible, as long as the vessel is able to pump ashore.

- **Graywater:** *Graywater refers to wastewater generated from domestic activities such as bathing, washing dishes, laundry, and other non-toilet uses.*
- **Blackwater:** *Blackwater is wastewater that comes from toilets and contains human waste and urine, along with water used for flushing.*

In summary, graywater is wastewater from non-toilet sources, while blackwater is wastewater from toilets containing human waste.

Sludge (including Oily Mixtures and "Scrubber" Residues)

Standard pickup is by a vacuumtruck with app. 30 m³ Capacity. All cars are fitted with 30 meter 2" hose fitted with camlock male coupling as standard.

All our cars create a vacuum of up to -1.0 bar, which allows us to lift the sludge up to 4 meters.

Available equipment:

- "TV" (Tank) coupling in 2 and 3 inch (both male and female).
- Camlock in 2 and 3 inches male and female coupling.
- 6" flange that can be mounted on the ship's manifold. This is milled out so that it can be fixed and our hose fits here.

Sewage – emission limitations

All vessels wishing to discharge sewage on Langelinje and Oceanquay (berth no.C190-199 and C331, C332 & C333) must ensure that the below emission limitations are not exceeded. Only sewage compliant with below limits are allowed to be discharged. It is the responsibility of the vessel to ensure compliance with below limits.

CMP regards an uploaded Safe Sea Net file containing sewage the same as a sworn statement that the emission limits stated below are not exceeded.

CMP conducts randomized sample tests to ensure compliance. An eventual environmental penalty fee will be passed on to the vessel/owner if compliance with set emission limits are not met.

Parameter	Emission limits	Method of Analysis
pH	6,50 – 9,00	Reflab 051
Suspended matter	750 mg/l	Reflab M040
Nitrificationinhibition	< 20 %	ISO 9509
DEHP	87 µg/l	M0250 GC/MS
Trichlorethylen (TCE)	100 µg/l	GC-MS/ECD
Cobber	100 µg/l	Reflab M013
Zink	3 mg/l	Reflab M013

Waste delivery at Copenhagen Port

Ship operators, agents, or masters must declare waste details electronically, prior to arrival, including amount and type, through the Safe Sea Net. Further information about berth, ETA, requested pickup time must be stated. This can be done through the AgentPortal which all agents have access to. Timely and thorough information must be available for the port to be able to arrange pickup as requested.

There are no limitations to the amount of waste which can be delivered.

Timeframes vary based on port knowledge and voyage duration:

Standard notification: minimum 24 hours or; upon departure from last port of call if the voyage is of a duration of less than 24 hours.

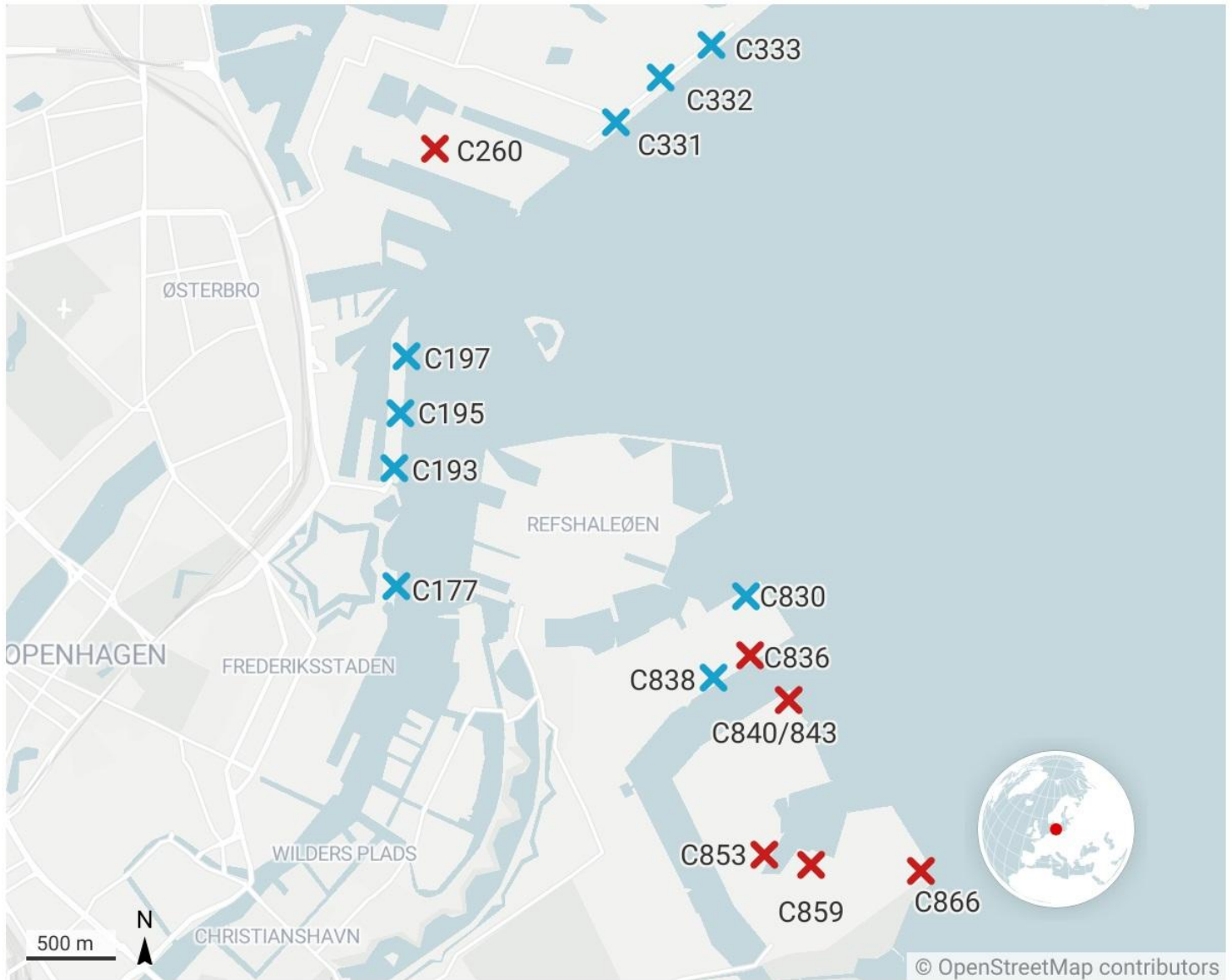
Waste Receipt

Ship masters must ensure that all waste on board is delivered to the port reception facility, following MARPOL discharge standards. Port operators issue waste delivery receipts, which are electronically reported. Records must be kept for two years and provided to the Environmental Protection Agency upon request.

CMP receive detailed information from our waste stakeholders about amount and types and aim to issues a digital Waste Receipt upon vessel's departure. This is available in CMPs digital platform The AgentPortal for agents to download as a PDF document.

We carry out random test and inspection of the actual amount delivered ashore before producing the Waste Receipt.

Map of CMP's Recycling Stations

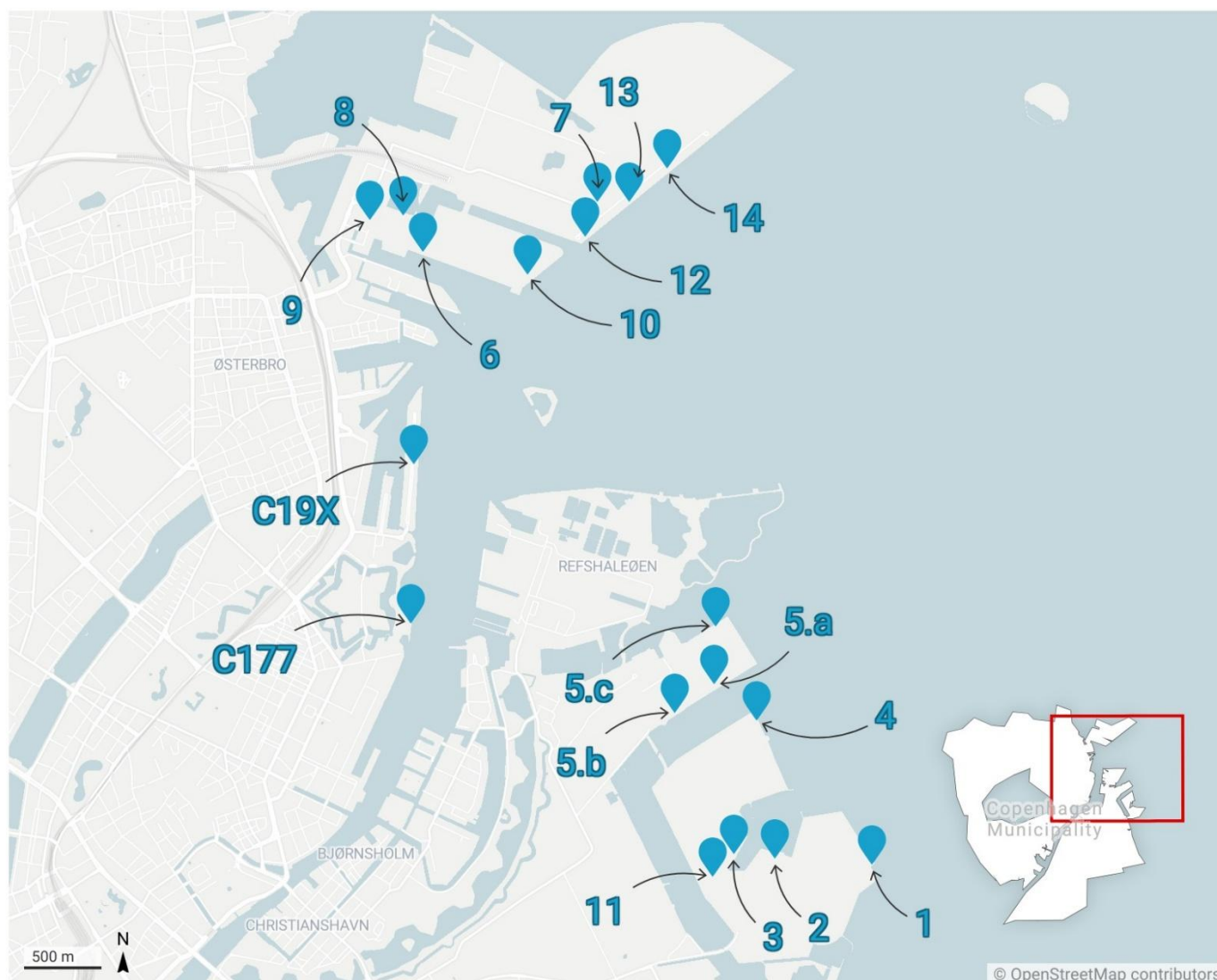


X Seasonal available waste recycling stations

X Fixed waste recycling stations

Map of all CMP's Waste stations

Below chart show all stations. Each position and available equipment (recycling station or capacity of waste container) are described below the map.



- | | | |
|--|---|---|
| 1. C862 - C866 (Rec.Station) | 2. C858 - C859, Bastionsvej (Rec.Station) | 3. C853 - C854, G-Vej (Rec.Station) |
| 4. C840 - C843, O-Vej (Rec.Station) | 5.a. C836, Amagerværket (Rec.Station) | 5.b. C838, Amagerværket (8m3) |
| 5.c. C830, Amagerværket (8m3) | 6. C260, Levantkaj (Rec.Station) | 7. P-Plads, Oceanvej/Oceankaj (Rec.Station + 22m3 open + 22m3 closed) |
| 8. Containervej 9, CMP Køkken (240L, 400L, 660L + 8m3) | 9. Levantkaj 2, HVC-gården (660L, 8m3) | 10. Levantkaj 1 (22m3 open) |
| 11. CMP, Fyrtårnsvej 1 (240L) | 12. C331, Terminal 1 (3pc 22m3) | 13. C332, Terminal 2 (3pc 22m3) |
| 14. C333, Terminal 3 (3pc 22m3) | C177. Nordre Toldbod (Rec.Station + 3pc 22m3) | C19X. Langelinje (Rec.Station + 3pc 22m3) |



Figur 1: Seasonal for cruise vessels.



Figur 2: Fixed for merchant vessels.

No Special Fee (NSF)

Applies for cruise and merchant vessels. Naval vessels are not applicable for the NSF.

The No Special Fee is separated into 3 categories:

Sludge
Sewage
Waste

When waste delivery notice of 24 hours before arrival (or upon departure from last port of call, if the voyage is less than 24 hrs) is not given in due time, or if port fee is not paid the NSF lapses.

Sludge – NSF

Kattegat - within a line from Skagen to Wallhamn (both ports included)	2,00 m ³
Limfjorden, Østersøen - within a line from Karlskrona to Kolobrzeg (both ports included)	2,00 m ³
Skagerrak, the Baltic Sea, the Gulf of Bothnia, Esbjerg	5,00 m ³
Hamburg, Bremen/Bremerhaven via the Kieler Kanal	2,00 m ³
Hamburg, Bremen/Bremerhaven via Skaw	5,00 m ³
Gulf of Finland	7.50 m ³
UK North Sea ports, the Netherlands, Belgium and French and English Channel ports	7,50 m ³
Norwegian ports from Oslo to Bergen	5,00 m ³
Norwegian ports north of Bergen	7,50 m ³

Other ports are calculated as follows, where **B** is the vessel's BHP in 1,000s and **H** is the number of hours of sailing from the last port of call:

$$\mathbf{B \times H \times 1/200 \text{ m}^3}$$

If the vessel's engine power is given in kW, multiply by 1.36 to obtain BHP. The amount calculated is rounded up to the nearest whole number.

NSF for sludge is not multiplied by days like for Sewage/Waste as it depends on main engine running.

Sludge - General hose limitation

Our standard hose length for sludge discharge is app. 30 meters. If more hose is needed to be able to connect with vessel manifold, CMP need sufficient notification well in advance of arrival, to be able to arrange extra hose length.

Bio sludge

CMPs stakeholder can only receive bio sludge if it is packed in UN-approved 120 L plastic barrels and the height must not exceed 110 cm incl. pallet.

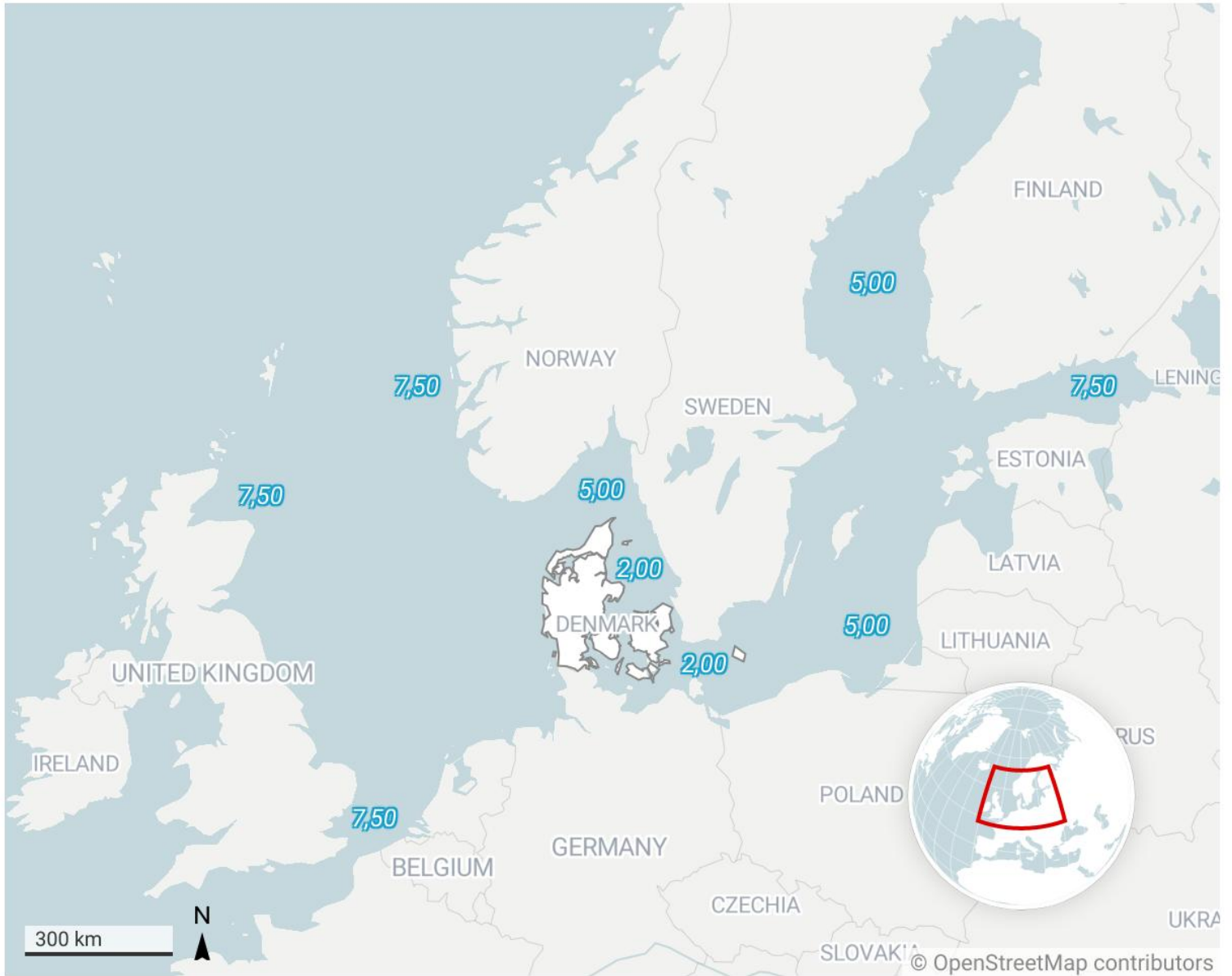
- **Biosludge** refers to the semi-solid residue that remains after sewage treatment processes. Also known as "biosolids", "biomass" or "sewage sludge". Biosludge contains a mixture of organic and inorganic materials, including human waste, bacteria, chemicals, and other contaminants. It is typically produced during wastewater treatment processes and can be used as fertilizer or disposed of in landfills or incinerated, depending on its quality and local regulations. However, concerns have been raised about potential health and environmental risks associated with the use or disposal of biosludge due to its content of pathogens and pollutants.

Sludge – "Scrubber"

CMP accept and handle scrubber washing water under the same principles as sludge.

To receive scrubber washing water, vessels must be capable of pumping the scrubber washing water residues ashore as a pumpable liquid.

Map of NSF for Sludge disposal



Sewage – NSF

Defined by the formula: **Gross tonnage * 0,005 = [m3]**

However, if there is more than 1 day from the last port or several days alongside in port, e.g. two days en route/alongside, multiply with 2 in the formula:

$$\text{Gross tonnage} * 0.005 * \text{days} = [\text{m3}]$$

Waste – NSF

Cruise vessels:

Gross Tonnage (GT)	NSF/day
< 59.999	20 m ³
60.000 – 119.999	30 m ³
120.000 <	40 m ³

The NSF quantities above in is the NSF amount pr day from last port or days alongside.

If there is more than 1 day from the last port or several days alongside in port, e.g. two days en route/alongside, multiply with 2 in the formula:

$$\text{NSF, total} = \text{NSF/day} * \text{no. days} = [\text{m3}]$$

Merchant vessels: the amount a normal ship can generate from the last port of call before Copenhagen.

Fee and Prices

CMP's pricelist is always the latest published version available on www.cmport.com

The part of a ship's waste that is related to its operation is collected under "No Special Fee", provided the amount of such waste is reasonable with respect to both the size of the ship and its normal voyage.

Collection of unreasonably large amounts will be charged accordingly and requires at least 24 hours' notice.

CMP charges fee for amounts which exceed the No Special Fee amount, suction trucks if vessel cannot pump ashore (must be ordered min.24 hrs before arrival), waste orders placed with less than 24 hrs before arrival, cancellation with less than 24 hrs before arrival (cancellation fee also cover vessels rejection of truckdriver upon pickup and if the vessel is not able to pump the sludge/wasteoil, sewage ashore).

Making a complaint

In case of users who wish to complain about insufficient waste reception facilities a complaint can be made by sending a mail directly to:

CMP – Copenhagen Malmö Port
Containervej 9
2150 Nordhavn
Email: portoffice@cmport.com
Phone (24hrs): +45 35 46 11 38

The complaint must contain:

- Detailed description of the insufficient receiving facilities involved
- Suggested improvements
- Date, Time and location of where the inadequacy was experienced.
- Name, title and company of the party issuing the complaint.

User meetings and consultations

CMP invites our regular users to an annual discussion on the effectiveness of the rules on receiving waste, waste facilities and more.

Legislation

Applicable national and international directives, regulations and recommendations:

- MARPOL Convention (the International Convention for the Prevention of Pollution from Ships 73/78). Entered into force on 1 July 1992, with subsequent additions;
- Directive 2000/59/EC of the European Parliament and of the Council of 27 November 2000 on port reception facilities for ship-generated waste and cargo residues with subsequent additions.
- Miljøministeriets bekendtgørelse af lov om miljøbestkyttelse, LBK nr 5 af 03/01/2023 (Miljøbeskyttelsesloven)
- Helsinki Convention (HELCOM) of 1992 with subsequent recommendations.
- Danish Executive Order no. 1165 of 25/11/2019 on protection of the marine environment.
- BEK nr 577 af 06/05/2022 Bekendtgørelse om modtagefaciliteter for affald fra skibe, om skibes aflevering af affald og havnes affaldsplaner¹⁾
- VEJ nr 9271 af 07/06/2010 Vejledning om indsamling, transport og bortskaffelse af køkken- og madaffald fra skibe og fly i international fart i havne og lufthavne samt andet kategori 1-affald fra grænsekontrolsteder og toldkontrollen m.v.